



EN 12825 TEST REPORT FOR RAISED ACCESS FLOORS

PANEL SPECIFICATIONS:

Core material: Chipboard; dimensions: 30*600*600 mm, density: 650-700 kg/m³

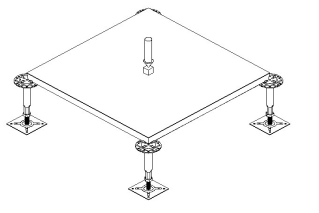
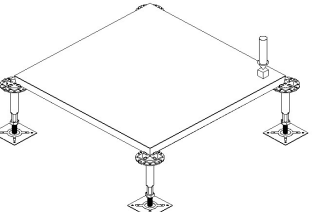
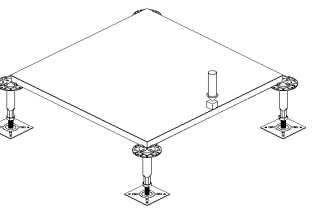

Top surface covering: Heterogeneous PVC; thickness: 1,5 mm

Bottom surface covering: Aluminum Plate; thickness: 0,2 mm

Edge covering: Thick PVC edge band; thickness: 0,4 mm

TEST RESULTS (EN 12825):

STATIC LOAD:

| | | | | |
|---|---|---------------------------------|--------------|--|
| Center of Panel |  | Load Bearing Capacity (kg) | 975,2 | WORKING LOAD: 177,9 kg (1,7 kN) (k=3) LOAD – DEFLECTION CLASS: 1C |
| | | Load Bearing Capacity (kN) | 9,6 | |
| | | Deflection at Working Load (mm) | 2,32 | |
| 70 mm Along Diagonal from Pedestal edge |  | Load Bearing Capacity (kg) | 609,6 | |
| | | Load Bearing Capacity (kN) | 6,0 | |
| | | Deflection at Working Load (mm) | 1,06 | |
| Center of Edge 1 |  | Load Bearing Capacity (kg) | 533,8 | |
| | | Load Bearing Capacity (kN) | 5,2 | |
| | | Deflection at Working Load (mm) | 3,45 | |
| Center of Edge 2 |  | Load Bearing Capacity (kg) | | |
| | | Load Bearing Capacity (kN) | | |
| | | Deflection at Working Load (mm) | | |

Our pedestals of any type and size have a vertical load bearing capacity of minimum 4 times the working load of the system it's to be used with in compliance with EN 12825 standard.

DYNAMIC LOADING:

All types of our panels pass the "Hard Body Impact Test" and "Soft Body Impact Test" both of which are carried out according to EN 12825 standard.

CLASSES OF LOAD AND DEFLECTION ACC. TO EN 12825 STANDARD:

| Classes of Elements | Ultimate Load (kN) |
|---------------------|--------------------|
| 1 | ≥4 |
| 2 | ≥6 |
| 3 | ≥8 |
| 4 | ≥9 |
| 5 | ≥10 |
| 6 | ≥12 |

| Classes of Deflection | Max. Deflection (mm) |
|-----------------------|----------------------|
| A | 2,5 |
| B | 3,0 |
| C | 4,0 |